Woningbouwvereniging Arnemuiden

2025

HUURDERSOORDEEL — A

Nieuwe huurders	9,0	A
Reparatieverzoek	8,8	A
Vertrokken huurders	9,5	A

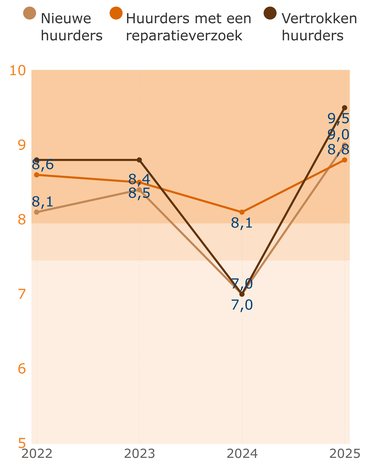

FINANCIËN — C

Beïnvloedbare bedrijfslasten per vhe **€ 1.267**

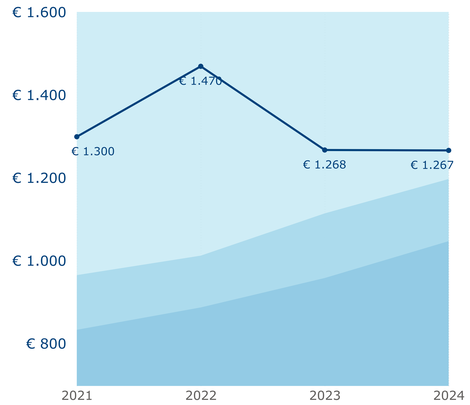

ONDERHOUD & VERBETERING — A

Uitgaven onderhoud, verbetering en verduurzaming [€/vhe]*	€ 2.373	A
Technische woningkwaliteit (EP2) [kWh/m2]	175,3	B
Ervaren woningkwaliteit	7,6	A

Uitgaven per vhe

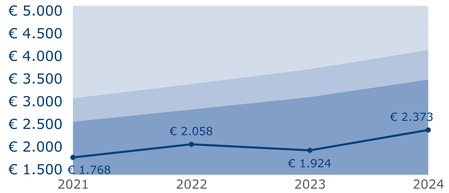

Technische woningkwaliteit

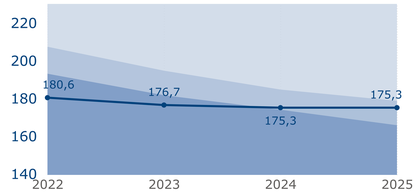

Ervaren woningkwaliteit

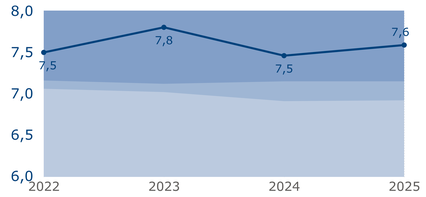

*vijfjaarsgemiddelde

DUURZAAMHEID — B

Isolatieprestatie [kWh/m2]	33,4	B
Energetische prestatie (EP2) [kWh/m2]	175,3	B
CO2-uitstoot gas [kg/m2]	13,9	A

Isolatieprestatie

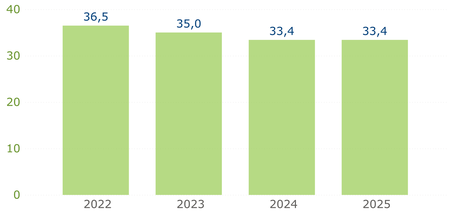

Energetische prestatie

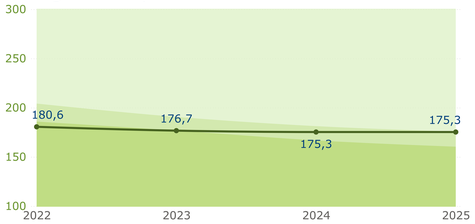

CO2-uitstoot gas

BESCHIKBAARHEID & BETAALBAARHEID

Verhouding huur / maximaal toegestane huur **60,4%**

Gemiddelde huur (DAEB)

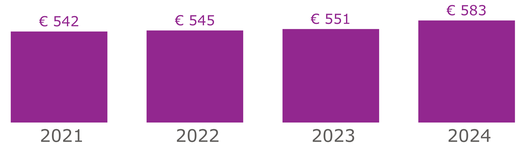

Aantal nieuwbouw woongelegenheden per jaar

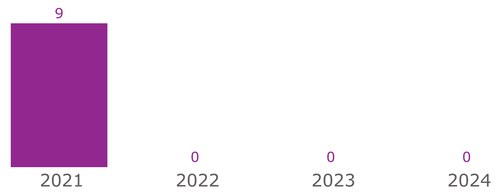

LEEFBAARHEID

	2024	2025
Veiligheidsgevoel	8,4	8,0
Ervaren overlast	7,4	7,2
Schone en nette buurt	7,6	7,5
Ervaren inzet corporatie	7,8	7,3
Leefbaarheidsuitgaven	€ 26	€ 44